



# GATEWAY

February 2008

**NEXT MEETING** February 15 2008

**WHERE :** Cranbourne Girl Guide Hall, Grant St off Sladen St.

**TOPIC :** **Zephyrus the winemakers ' weather station**

**SPEAKER :** Megan Woods

Zephyrus is an ultrasonic anemometer which was built as a research tool to monitor the micro air flows that transport fungal spores within the canopy of vineyards. The weather station was custom built and has the following features:

3-axis ultrasonic anemometer, ZigBee based data communications, custom packet based wireless network, plug and play functionality, and sensors for wind speed, direction, sonic temperature, ambient temperature, barometric pressure and rainfall.

It is also fully autonomous with logging, GPS and solar power . Zephyrus has also been integrated into a frost forecasting system but never field deployed in that role.

Megan Woods holds a masters degree in information technology. For the last seven years she has run a small business providing micro controller solution prototypes to its customers. Prior to that she worked as a network engineer in Hong Kong. Her research interests include sensing the real world, embedded systems and electronics and applied cryptography.



GIPPSLAND GATE RADIO & ELECTRONICS CLUB

Club Meetings are held on the third Friday of each month at the Cranbourne GirlGuide Hall in Grant Street. Prac nights are held on the first Friday night in the Peter Pavey clubrooms. Both nights commence at 8:00 PM. **Visitors will be made welcome.** Committee meetings are also held in the clubrooms.

President	Bruno Tonizzo	VK3BFT (9700 4526)
Secretary	Phil Pavey	VK3YB (5995 7484)
Treasurer	Albert Hubbard	VK3BQO (5659 6562)

Committee Members: Reg VK3UK, Max VK3TMK, Pat VK3OZ,  
Mike VK3KTO

Magazine Editor: Susan Coleman VK3FXXX

Club Station VK3BJA located in the clubrooms.

6M Repeater **VK3RDD** : Freq. In 52.575, out 53.575 MHz

70cm Repeater **VK3RLP** Freq. In 434.475, out 439.475MHz

CTCSS 123Hz IRLP Node Number- **6794** (Using **VK3RLP**)

**Call in Frequencies are:** HF on 28.325 MHz, USB VHF on 146.225 MHz, FM and UHF on 438.850 MHz,

Visit our internet site at: [www.ggrec.org.au](http://www.ggrec.org.au)

Current GGREC inc. Membership Fee Schedule

Full Member \$37.00, Pensioner Member \$22.00

Junior Member \$22.00, Extra Family Member \$17.00

Fees due after each April Annual General Meeting.

The deadline for articles is TWELVE DAYS before each general meeting.

Please direct magazine correspondence to:  
Susan Coleman email [editor@ggrec.org.au](mailto:editor@ggrec.org.au)

All other Club correspondence to P.O. Box 1098, Cranbourne 3977  
or Email : [secretary@ggrec.org.au](mailto:secretary@ggrec.org.au)

**Disclaimer.** The opinions expressed in this publication do not necessarily reflect the official view of the GGREC Inc and the GGREC Inc cannot be held responsible for incorrect information published.

## From the president ... *Bruno Tonizzo VK3BFT*

### HOW-TO-SPEND PROVOKED A SPIRITED RE- SPONSE FROM MEMBERS

I would like to start off by thanking the members who took part in the discussions at the last GM.

It was good to hear spirited discussions from members confirming or disapproving of the proposals put forward by the Committee.

The Committee is currently proposing purchasing assets for the Club for the benefit of all members.

It has been many years since we have been in this position and the Committee needs to know that it has the backing of the membership for the proposals.

We have been relying on the generosity of a handful of members for

*Continued page 6*



## STOP PRESS

- \* Sunday **10 Feb** Central Vic Hamfest (details on page 5)
- \* Foundation training at the shack Wed evening **13 Feb**, plus **Sat/Sun 16/17**
- \* GGREC Bowling at Cranbourne **23 Feb** tell Reg asap if one or two games
- \* GGREC BikeRide at Braeside **30 March** Sunday (details page 12)

---

**FROM THE EDITOR** For my second issue I would like to thank especially Paul VK3TGX, Albert VK3BQO, Bruno VK3BFT, Russ VK3MWR, Phil VK3YB, Mike VK3KTO, Ross VK3ZAP, Max VK3TMK and Reg VK3UK and still suffering technical advisor Grahame VK3YCG. Thanks also to David VK3FW and Geoff VK3HGG who take care of printing and mailing. Susan.

**By Anonymous**

## Are you keeping in shape for the next GGREC?

Contesting can be a serious business, and no one takes it more seriously than Pat VK3OZ and Kerri-May VK3FDSD. With the Summer Field Day only just completed they are ensuring they stay in top physical shape so they have the stamina needed to last the distance at the next activity. *Submitted anonymously and with some trepidation...*



***THE CHRISTMAS BREAKUP was held at Graeme VK3BXG's Qth***

***MANY THANKS TO GRAEME!***

***The Christmas hamper was drawn by Jenny and won by Geoff VK3ZGW***

***The golf was won by Ivan VK3ARV  
2nd William  
3rd Hal***

***Bowls game was won by Jill  
2nd Helmut VK3DHI  
3rd Ivan VK3ARV***

***Darts was won by Mike VK3KTO  
2nd Albert VK3BQO  
3rd Kate***

***Jar of Lollies Guess was won by Jenny***

***A GOOD TIME WAS HAD BY ALL ! (Reg VK3UK)***

## Upcoming Events

EVENT	DETAILS
<b>FEBRUARY</b>	
Friday 1 <sup>st</sup> Feb	Prac Night 8:00 PM start.
Sun 10 <sup>th</sup> Feb	Central Victorian Hamfest Visit: <a href="http://www.radiofest.amateurradio.com.au">www.radiofest.amateurradio.com.au</a>
Friday 15 <sup>th</sup> Feb	General Meeting 8:00 PM start
Wed 13, Sat 16 & Sun 17 Feb	Foundation Licence Training & Examination
Sat 23 <sup>rd</sup> Feb	Bowling at Cranbourne 2:30 PM start. Dinner at Kellys Hotel Cranbourne. Contact Reg Goddard for Bookings.
Monday 25 <sup>th</sup> Feb	Committee Meeting 8:00 PM start
<b>MARCH</b>	
1 <sup>st</sup> March	Visit to Mike Ide's Radio Shack. 14 Edgewater TCE Warneet 3980 Ph. 0359987590 BYO BBQ food & drink for dinner. <b>3:00 PM start</b>
7 <sup>th</sup> March	Prac Night
8 <sup>th</sup> - 10 <sup>th</sup> March	Labour day weekend – proposed visit to VK3RDD (TBA)
Sat 15 <sup>th</sup> & Sun 16 <sup>th</sup> March	<b>John Moyle Memorial Field Day contest.</b> 0100 UTC Sat - 0059 Sun. <a href="http://www.wia.org.au/contests/john_moyle/index.php">www.wia.org.au/contests/john_moyle/index.php</a>
(TBA) March	<b>General Meeting</b>
Fri 21 <sup>st</sup> March	<b>GOOD FRIDAY</b>
Sun 30 <sup>th</sup> March	Bike Ride at Braeside Park Keysborough 10:30 AM
Mon 31 <sup>st</sup> March	Committee Meeting <span style="float: right;"><i>cont'd page 12</i></span>

Arthur is 90 years old. He's played golf every day since his retirement 25 years ago. One day he arrives home looking downcast. 'That's it', he tells his wife. 'I'm giving up golf. My eyesight has got so bad ... once I've hit the ball, I can't see where it went.' His wife sympathizes, and makes him a cup of coffee. As they sit down she says, 'Why don't you take my brother with you, and give it one more try'. 'That's no good' sighs Arthur. 'Your brother's a hundred and three. He can't help'. 'He may be a hundred and three, but his eyesight is perfect'. So the next day Arthur heads off to the golf course with his brother-in-law. He tees up, swings and squints down the fairway. He turns to the brother-in-law. 'Did you see the ball?' 'Of course I did!' 'Where did it go?' says Arthur. 'I can't remember.' *Paul*

*From page 3*    **HOW -TO-SPEND PROVOKED SPIRITED DISCUSSION**

the loan of their marquees, data projectors, radios and test gear for so long that we expect that their personal items will always be available to the Club!

We know that this is not an ideal arrangement and the Club needs to purchase some key items of equipment that we regularly use but do not own. It was good to hear the Club members' views regarding the setting of priorities of the proposals put forward.

The first thing members wanted addressed was the state of our repeaters: Albert Hubbard - VK3BQO has been spending many hours since the last meeting, locating the source of noise in our 70cm repeater VK3RLP. He found that the repeater is not responsible for the noise and it appears to be caused by external interference on the repeater input frequency. You will hear more of Albert's progress as it comes to hand.

Our working bee has been put on hold until we have Albert's report. The Committee will also be arranging a visit to the Club's 6 meter repeater VK3RDD in March to give it a performance check and to check the antenna and transmission line. We need to ensure that we have access to the site on the day of the visit and we will be testing this process prior to the visit.

The Committee has purchased a new FM radio that covers 10m, 6m, 2m & 70cm. This will replace the Club's RT85 6m radio, the Kenwood 70cm radio belonging to Paul Stubbs (thanks for the loan, Paul) and will complement the Club's existing 2m-only radio. Please take the time to read the Event Queue on page 5 and you will see that there are many events for members to participate in. The April GM / AGM is fast approaching. Please consider being part of the new committee and steer the Club for the next 12 months. It is very rewarding and you will get the most out of being a member of GGREC. *BrunoVK3BFT.*

## ONE SUMMER'S DAY.....

*By Phil Pavey*

It seemed like we were still recovering from the extreme level of excitement from the club's participation in the Spring VHF/UHF field day, and receipt of our fourth place certificate, when questions started to be asked on VK3RLP about what we were going to do for the Summer VHF/UHF field day!

This answered my first question, there was obviously interest in participating – but we needed a venue.

While I was toiling in the office after Boxing Day a group of members including Doug VK3KMN, Ivan VK3ARV, Albert VK3BQO and Helmut VK3DHI went scouting around in the Bunyip State Forest near Gembrook for a suitable location.

It was decided that “Egg Rock” was the location, easily accessible by 2WD vehicle and with a great outlook over the picturesque scenery.

Egg Rock is one of the fire towers in the forest, the other being Mt Beenak.

If you noticed it took slightly longer to load websites around this time, it would have been due to the numerous emails that flew back and forwards containing maps of the areas and plans for equipment, and ensuring every detail was discussed and agreed.

The day prior to the event and excitement was building. Less than 24 hours to go! Antennas were being tested, vehicles packed, and eskys checked and double-checked. (Next time the sunscreen will come as well!!)

*Cont'd over*



### **The Guru Say**

Faraday Shield not new type of contraceptive.

*VK3KTO*

## The Guru Say

Oliver Lodge, clever Englishman, not place Freemasons meet!

VK3KTO

*Cont'd from previous page* **ONE SUMMER'S DAY.....**

With the high level of planning, everything was under control, and as this was the second such adventure in a few months things were a lot easier – I for one took a fraction of the equipment I took a few months ago, most of which never left the car.

The day was here. Ian was first to the contest site as it was just up the road from home.

Always taking pride in presentation Ian actually took his lawn mower and manicured the operating location ahead of our arrival!!

What's that? Egg Rock isn't near Drouin?

Did I forget to mention that we were bribed with the promise of fresh scones and cream if we moved the venue to Camp Hill? (Thanks Di.)

A secondary reason was confirmation on the Friday that the access gate is locked until at least midday. Naturally we had a plan B which we calmly swung into place.

The day itself was a great success. We were blessed with some fantastic propagation, including contacts into VK4 on two meters. (Just as well, as I had been talking up how good conditions had been leading up to the weekend!).

Those attending worked together well bringing all sorts of equipment to put stations on 6m, 2m, 70cm & 23cm SSB.

Two shade tents were erected, scones provided and the most putrid insect trap on the planet established. (It has been said that we cheated, as the contacts to VK4 were actually made by bouncing signals off the visible line of insects that were heading north from Camp Hill as fast as they could !!)

Our score was considerably improved on the previous attempt, not that we take the result too seriously.

Thanks to everyone who attended for another fantastic day. If you did not attend you really missed out on a great day relaxing in the sun with some radio thrown in. Start planning now to attend the Spring Field Day 2008 and help get VK3BJA on the air. *Phil VK3YB*



## TO SWR WITH LOVE

by Ian Jackson VK3BUF

At the last Club meeting I launched the idea of a club project that I believe would interest many members. The mission was to come up with a device that contained elements of RF design, soldering skills, microprocessor design, and that would be both useful and inexpensive.

The result of my brainstorming session was a modest headache and the idea of an \*Automatic SWR Analyser\* that can live permanently in line with a transceiver, quietly measuring the antenna match every time the Transmit button is pressed.



\* If the antenna match is acceptable, the unit does nothing.


\* If a crow has chewed the coax, the wind has broken a bit off the antenna, someone has nicked the antenna, or a coax switch has left the rig pointing at the wrong antenna, then the unit squeals for attention.

So last Thursday night a few Club members got together and nussed out a rough spec. It goes something like this....

\* The basic unit would have a connector at each end, a stripline sensor, a small micro, a piezo beeper and a GP23, compact 12V battery to make it go.

\* The finished product should

*Cont'd page 18*



**REVIEW** by Paul Stubbs

“Quite a good radio,  
shame the firmware is a  
tad complicated”



**My latest toy is a Yaesu FT8700 dual band radio**, courtesy of Graham at G&C Comms, and some very good prices from the 2007 GGREC hamfest.

The FT8700 transmits on 2M & 70CM, but its receiver is much more agile, though not as good at keeping out the pagers as a commercial set.

Now before we go too far, it's probably worth comparing this radio to its bigger brother the FT8800. The 8800 can receive on both 70 & 2 at the same time, or transmit on one band while receiving on the other – even cross band repeating is offered, not that the ACMA likes the idea.

On the other hand the 8700 can only receive on one band at a time, and does not offer any repeater modes.

That's not to say you cannot monitor 2 and 70 at almost the same time, it can quite happily scan through memories set up on 2 and 70. I bought this set for my car, and as I don't do much driving, I could not justify spending another \$180 for the 8800, especially as I also purchased the separation kit, so the head can live in my dash, and the radio under the rear parcel shelf very close to the antenna. If you are short on cash, you can separate without the kit.

On transmit, the radio puts out 50W on 2m and 40W on 70cm, at only 8.5A, that's a lot more efficient than my old Philips FM92 that this set is to replace. And to make sure it stays cool it has a small fan at the rear, mind you it's not super quiet, as I can hear it from the boot.

The radio comes with a keypad mic as standard. In transmit mode key presses are encoded as DTMF, in receive mode you get direct keypad entry of frequencies etc – very nice. If you read an American review, they whinge about the mic cable coming from the wrong side of the head, no problems here - it's just that they have the steering wheel on the wrong side of the car!

Although I have to agree, the mic cable should be somewhat longer. The display is an alpha-numeric LCD type with orange backlighting. The backlight brightness is adjustable,

however it would have been nice to be able to connect it to my car's dash lights so everything dims together – time for mods, after the warranty runs out. Numbers are easy to read, however I find reading text (menu's etc) a tad hard, just what you need whilst driving.

The radio has over 1000 memories, what for I don't know – I am only using 3 at present. The memories can be broken into banks if you like, probably a good idea, as finding that favourite memory channel out of 1000 could take a fair while.

With banks you can group channels together - so say you drive to Ballarat as a

regular event, you could put all your home channels in one bank, and the Ballarat ones in another, and just swap banks as you move about. There are also 5 quick access memory buttons on the front panel – these seem of more use to contesting etc. Why anyone would do contesting with this small rig I don't know (after all it's FM only)

On the rear panel there is a data connector. Unfortunately there is no option to control the set from here - all it does is allow cloning, or loading memories using a program on a PC – more money!

However, if you are into digital modes, aux Tx & Rx are available on that connector. Now for the things I don't like: first up, no front panel repeater button. You have to go into the radio's menu system, with its short and sometime cryptic entries.

Why is this a problem? Well, if you use the default auto repeater mode, every time you tune around the club's 146.225 frequency, you find yourself in repeater mode. If you leave auto mode off, then the pain comes when you actually want a repeater (that's not in memory) - you have to negotiate the menu system.

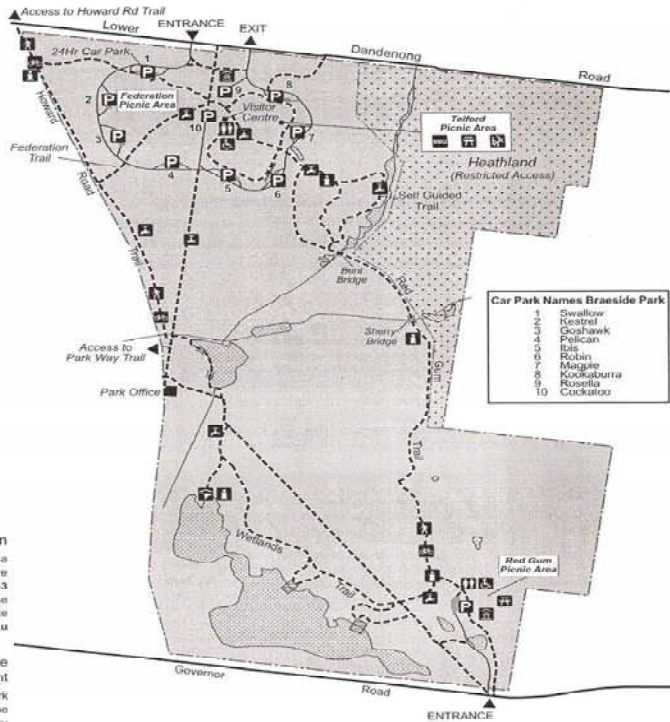
Yes there is the ability to change the function of some of the front panel buttons, but that can end up leading to confusion, because it is not possible to change the legends on them.

All up, quite a good radio, shame the firmware is a tad complicated. *Paul VK3TGX*



# THE GREAT GGREC BIKE RIDE *by Max Hill VK3TMK*

Well, It's that time of year when we have all put on some weight and need to lose a few kilos, and what better way to help the cause than to have a fun bike ride or a leisurely walk at Braeside Park - Car Park Number 6. The Robin has nearby barbecue facilities and shelter if needed, but to be safe we should bring some chairs and a table or two. There are many tracks for walking or riding . Sunday March 30. Melways reference page 88 E7. BYO everything.



For further information  
Parks Victoria  
Information Centre  
Call 13 1963  
or visit the  
Parks Victoria website  
[www.parkweb.vic.gov.au](http://www.parkweb.vic.gov.au)

**Caring for the environment**  
Help us look after this park by remembering these guidelines:  
Take all rubbish home with you  
Dogs, cats and horses are not permitted in the park  
Portable gas barbecues only  
All native plants and animals are protected  
Leave the park as you find it

On days of Total Fire Ban  
No fires may be lit  
Park barbecues do not operate  
Portable barbecues are not permitted



Updated April 2007  
Victoria The Place To Be

## REPEATER PROBLEMS.....

*by Albert Hubbard*

The users of VK3RLP will have noticed a fall off in performance over the last few months.

In particular the retransmitted audio has suffered a type of "crackling" effect over all but the strongest of signals at the input.

We earlier feared that the receiver was about to have a hernia but on further investigation we found that the receiver was suffering from mixing with a nearby undesired signal.

This undesired signal shows signs of emanating from an LIPD transmitter but the need for more sophisticated tracking equipment has left us slightly short in the "locating and eliminating" department.

Although the signal is basically constant for many hours, time and equipment constraints have held up the process of getting things back to normal at the repeater site.

As time permits, we will be doing what is necessary to eliminate the interference and make the repeater fully useable again.

For a short time, the repeater has been operating at a temporary location to perform tests but will be back in situ as soon as possible.

It is still accessible but with reduced coverage from this location. Any thoughts on the interference can be lodged with me. Thank you for your understanding.

## .....AND A NEW RIG

Following the January General Meeting, the decision to replace our aging VHF and UHF FM radios saw the Committee waste no time in purchasing a Yaesu FT8900 Quad band radio from our Club sponsor, G & C Communications.

This radio, one of which I proudly own also, replaces a Dragon 2 metre VHF FM-only radio plus a Kenwood UHF FM-only commercial radio on loan to the Club by Paul VK3TGX. (Many thanks Paul for the use of this over the past couple of years.)

For those not familiar with this particular rig, it is the brother (or sister) to the FT8800 dual band radio which is a great favourite with amateurs.

It features 50 watts on 10 metres, 6 metres and 2 metres plus 35watts on 70cm with lower power settings as well. It is a true dual band radio meaning you can listen to one side of the radio while transmitting on the other side (using different frequencies of course).

The scanning capabilities and other features of this radio make it very suitable for use in the Club shack and its ease of use once it is set up, is as good as any rig on today's market.

If you want to test drive the new rig, drop in to the Club Shack and give it a go.

*Albert VK3BQQ*

### YLS ALLOW THREE OMS TO LUNCH BUT NOT IN PHOTO

A very enjoyable, very long lunch was held at the Tooradin Sports Club on Sat 2nd Feb which was organised by Alara and open to any YLs with an interest in radio. We had nine YLs present including four GGREC members and also were able to welcome three OMs. The food was very good and the company excellent. During the lunch many of us discussed or made plans to attend ALARAMEET in Tassie in September which will be our three-yearly meet. Our next lunch will be at Gisborne on Sat March 29th when we will have a BBQ at the home of Pam VK3NK and Graeme VK3NE. In photo are Susan VK3FXXX, Claireem VK3KMB, Jean VK3FJYL, Pat VK3OZ, Jenny VK5ANW, Di-anne, sitting Maree VK3FSAT, Naree, and Pam VK3NE our next lunch host.



Cont'd from opposite I started with TBL, TBF AN/ARC transmitters in Navy plus various receivers and teletype equipment. Now as a ham I have an IC-735 HF transceiver, a PRM 8040 2 mtr. transceiver, IC2sat 2 mtr. handheld and my latest an IC-T90A tribander handheld which I am still learning to operate. I also have a 2 mtr. 20 channel mobile unit which I may dispose of. I will have to talk to Ian Jackson about that as it was his originally.

I think beam antennas are the best but unfortunately I don't have room for one so I use what I have and am pleasantly surprised when things work out.

My favourite frequencies are 10 mtr, 15 mtr and 2 mtr until I get my tri-bander operating properly.

What impresses me at GGREC besides the family atmosphere is the lack of political in-fighting. *RUSS VK3MWR*

## PROFILE

## RUSS WHITE VK3MWR

My first experience with radio was my brother's crystal set which got local radio stations about 1939 to 1942.

I didn't get involved with ham radio until I was 64. I had gotten a nice payout for a work accident and bought my first rig (IC 735 and Werner Wulf multiband vertical antenna) in 1997 with some of the money and finally



took the test and joined the Club in 1998 because I have always been interested in radio communications.

I joined the US Navy in March 1952 and after boot camp went to radio school and learned Morse (18 wpm required) and learned to touch type as at 18 wpm you had to type as you can't really write that fast. The tech side of the course was basic block diagrams and then emphasis on net discipline and operations, call signs and security.

I did work commercially for the State of California and held a restricted radiophone license from 1960 to 1965. I also worked in Australia for Pioneer Quarries for 6 years in radio despatch.

My first exams were in the Navy and were an ongoing thing as we were learning morse and other items. My next exam was for my Novice licence which I took with Craig McMillan in Dingley. Exam was at the local primary school.

I joined GGREC in 1998 after checking out Moorabbin Club and GGREC. The family atmosphere won!

I have only erected the Werner Wulf vertical plus used whips for mobile work.

I like the radios I have as I am used to them and as I learn more (ongoing ops.) I will stick with them.

*Continued opposite.*

**UPCOMING EVENTS** *continued from page 5*

<b>APRIL</b>	
4 <sup>th</sup> April	Prac night
18 <sup>th</sup> April	<b>GM/AGM</b>
19 <sup>th</sup> April	Fox Hunt - Details are currently being planned.
28 <sup>th</sup> April	Committee Meeting
<b>MAY</b>	
10 <sup>th</sup> May	Pub Night (TBA)
<b>JUNE</b>	
Mon 9 <sup>th</sup> JUNE	Queen's Birthday
<b>JULY</b>	GGREC Hamfest 19 <sup>th</sup> July

Frequency	432	
	L	From Refl
Reflector	13.5	0.00
Driven	13.00	2.50
D1	12.50	5.50
D2	12.00	11.25
D3	12.00	17.50
D4	11.00	24.00
D5	12.00	30.75
D6	11.25	38.00
Driven H	.625	
Gain	12.6dBi	
F to B	40dB	

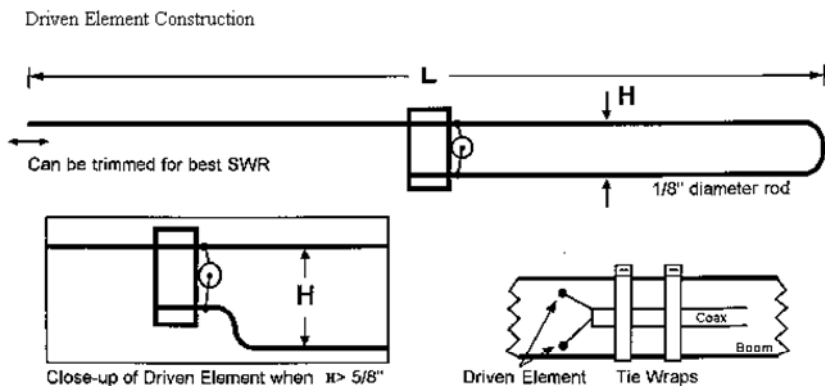


## Want a better 70cm signal into VK3RLP????

by Phil Pavey VK3YB

The yagi below costs less than \$10 in parts and takes less than 10 minutes to make – and it works. Credit for the design goes to Kent Britain WA5VGI, and the full article on yagis from 2m – 1.2ghz can be found at <http://www.clarc.org/ArticleRepo/uhf2.pdf>. Those of you who wait by your letterbox for each copy of Gateway will recognize this design, but it's a ripper! The 1.2ghz version has been used at the VK3BJA station for the last two field days.

The secret is the driven element. Keep it simple - there is no special matching system, no special engineering or milling required, no difficult connections, and there are no adjustments. The bottom of the driven, the short part of the J, is  $1/2$  the length  $L + 1/2$  the thickness of the boom. If you are using  $3/4$ " boom and the J spacing (dimension H) is greater than  $5/8$ ", then shape the driven for the last 1" or 1.5" so that both the long section, and the end of the short part of the J will pass through the boom, securely. This is not critical. Solder the 50 ohm coax feedline to the driven element and seal the coax with goop to keep the moisture out.



There is very little to say about construction. Measure carefully, drill the insulated boom carefully, insert the element, centre it, and hold it in place with some glue.  $1/8$ " aluminum or copper rod fits snugly into a hole drilled with a  $1/8$ " drill bit. I use pine for the boom and copper rod from the plumbing section of Bunnings for the wire. In the chart on page 16 ALL MEASUREMENTS ARE INCHES.

The coax is soldered directly to the driven element. The centre conductor goes to the short part of the j (bottom) and the shield goes to the long part of the j (top). When you are finished building the antenna, give it a spray of clear or coloured lacquer to help protect it. Phil VK3YB

**TO SWR WITH LOVE** *Continued from page 9*

be around \$35-40

- \* It should work on AM/FM/SSB from 5 to 150W
- \* It should have a 'Learn' button where the operator can teach the unit what the acceptable limit is going to be for a given installation.
- \* If the SWR is only a little high, it will give off an infrequent chirp. If it is a bit lousy, then it will trigger a rapid beep. If the antenna or coax is really bad, it will sound a constant tone.
- \* It will automatically power up when it detects RF, do its check, and power down when the job is done.
- \* It will need an internal auto-scale feature so that it will be sensitive to low frequencies and low power levels, but automatically kick in attenuation on its Forward & Reflected measurements if it looks like it is getting overloaded.
- \* The average Club Member should be capable of putting one together on his/her own from a kit form.

That's the plan so far. The next step is to nut out a circuit diagram and get the first cut of artwork together.

Are there any budding AVR programmers out there who would like to give the project a go? If so let me know.

The last thing we need to do is to think up a really cool name for this thing. Here are some suggestions which share a common theme, which is they're all pretty bad.

ANTSWR An obvious mix of ANTenna and SWR.

(A good lead for a song: /'The ANTSWR is blowing in the wind'/)

SWR-OUT-LOUD Normally what you do when hammer meet thumb

SWAN Short for Standing Wave and ANTenna

To SWR and PROTECT A poor spoof of an American police motto

STAN Short for STuffed ANTenna

REPAN Reflected Power Analyser

BARF Bad Antenna Requires Fixing

(/"Sorry, I must go clear, my BARF alarm just went off..."/)

This aspect of the project obviously needs a bit more thought!

*Ian VK3BUF*

## GENERAL MEETING MINUTES JANUARY 2008

**Date:** 18 January 2008

**Start time:** 8:00 PM.

**Location:** Guide Hall Cranbourne.

**Chairperson:** Bruno Tonizzo VK3BFT

**Minute Taker:** Phil Pavey VK3YB

**Present:** See attendance Sheet

**Visitors and Guests:** Jack VK3WWW

**Apologies:** Dorothy Inhoven, Graham Brennan VK3KCS, Yarn VK3NOV

**Correspondence Received:** Nil

**Correspondence Sent:** Nil

**Treasurer's Report:** as tabled. Read by Albert VK3BQO Moved Albert Hubbard VK3BQO, Seconded Reg Goddard VK3UK Carried.

**Income:** \$226.26 **Expenditure** \$546.60 **Balance** \$1823.93

Bruno Welcomed Jack VK3WWW who gave an informative presentation on his experiences with Kite Antennas.

**Previous Minutes:** As printed in the Magazine. Proposed Bruno Tonizzo VK3BFT, Seconded Mike Helmut VK3DHI

**New Call signs:** nil

**Business Arising from Previous Minutes:**

Bruno thanked Susan Coleman VK3FXXX for taking on the role of editor of "Gateway" and producing her first magazine.

Proposed camping trip to Flinders was discussed for Labor Day long weekend. As only a few were interested it was left to individuals to arrange if they wished to go.

Bruno moved a motion that the club purchase a data projector up to the value of \$1500. Motion was seconded by Ivan VK3ARV. Approved.

**New Business:**

Club funds were discussed, with Bruno mentioning that the committee had discussed that the funds should be used to provide services to current members. It was raised that we would like to purchase an FT987D for the shack, as well as an FT8900 to replace the 2m/70cm FM radios currently in the shack. After much discussion the following two motions were approved:

Bruno moved that the committee look at upgrading the 70cm and 6m repeaters. Seconded by Geoff Williams VK3ZGW.

Bruno moved that the committee replace the 2m & 70cm shack radio's with an FT8900 up to the value of \$620. Seconded by Geoff VK3ZGW – carried (2 against)

Much discussion took place including the need for the club to preserve an adequate level of funds and the benefits of single radios over dual band radios. Both motions were carried.

John Moyle Field Day is on 15/16 March. More details on club participation next month.

Next foundation class is 16/17 February. Closing date is end of January. Only one participant at this time.

Some 2008 callbooks are still available for \$22

Ian VK3BUF spoke on proposed project of an AVR based SWR warning device. Those interested in being involved in the planning phase meet in shack on Thursday 31 Jan at 7:30.

Roster needed for cleaning shack. Pat VK3OZ offered to be first on list. Albert to do March, Doug to do April. Cup Weekend 2008 – possibly back to Kilcunda with another club.

Aust Day BBQ – Saturday 26<sup>th</sup> at club rooms

Bruno thanked the Jackson's for hosting the New Year's party

Next magazine will have membership list

Shack visit 1<sup>st</sup> march at Mike / Naree Ide's. 3pm BBQ dinner. BYO everything

Pat VK3OZ mentioned next Alara lunch is Tooradin sports club on 2<sup>nd</sup> Feb

Meeting Closed at around 22:50 PM.

**Next Committee Meeting:** Monday 25<sup>th</sup> February 2008 at 8:00 pm at GGREC Headquarters Cranbourne.

**Next Prac Night :** Friday 1<sup>st</sup> February 2008 **Next General Meeting :** 15<sup>th</sup> February 2008