

# GATEWAY



*Gnarly Goats Regret Eating Cheese*

THE OFFICIAL JOURNAL OF THE  
GIPPSLAND GATE RADIO  
AND ELECTRONICS CLUB inc.

**May 2007**

## Next General Meeting: 18<sup>th</sup> of May, Friday

Club Meetings are held on the third Friday of each month at the Cranbourne Girl Guide Hall in Grant Street. Prac nights are held on the first Friday night in the Club- rooms. Both nights commence at 8:00 PM. **Visitors will be made most welcome.**

President	Bruno Tonizzo	VK3BFT (9700 4526)
Secretary	Phil Pavey	VK3YB (5995 7484)
Treasurer	Andrew Clinkaberry	VK3HFA (5942 5396)
Committee Members:	Reg VK3UK, Max VK3, Pat VK3OZ, Mike VK3KTO	
Magazine Editor:	Ross VK3ZAP	

### Club Station VK3BJA located in the clubrooms.

6M Repeater **VK3RDD** : Freq. In 52.575, out 53.575 MHz

70cm Repeater **VK3RLP** Freq. In 434.475, out 439.475MHz

CTCSS 123Hz IRLP Node Number- **6794** (Using **VK3RLP**)

**Call in Frequencies are:** HF on 28.325 MHz, USB VHF on 146.225 MHz,  
FM and UHF on 438.850 MHz,

Visit our internet site at: **www.ggrec.org.au**

### Current GGREC inc. Membership Fee Schedule

Full Member \$37.00, Pensioner Member \$22.00

Junior Member \$22.00, Extra Family Member \$17.00

Fees due after each April Annual General Meeting.

**The deadline for articles is TWELVE DAYS before each General meeting.**

Please direct magazine correspondence to:

**Ross Jackson** email [editor@ggrec.org.au](mailto:editor@ggrec.org.au)

All other Club correspondence to **P.O. Box 1098, Cranbourne 3977**  
**or Email : [secretary@ggrec.org.au](mailto:secretary@ggrec.org.au)**

It costs lots of cents to produce and send each copy of Gateway.

**Disclaimer-** The opinions expressed in this publication do not necessarily reflect the official view of the GGREC inc and the GGREC inc cannot be held responsible for incorrect information published.

## The Pres Says.....

The Club has changed quite a lot since I was president last time, so I thought I'd better introduce myself to the new members.

My name is Bruno Tonizzo, I will be 52 years of age by the time you receive this magazine.

I have been married for 22.75 years and have 3 children – 17, 18 & 20.

My call-sign is VK3BFT and I was first licensed in 1985. My first call-sign was VK3XNO which was a Limited call.

My interest in radio started in primary school, probably due to my love for music. I would do anything to listen to the radio as the music of the late 50's and early 60's was fantastic. In secondary school I disassembled a transistor radio and built it into my pencil case so that I could listen to music during class. I also used to pick up valve radios during the hard rubbish collections and listen to the short wave transmissions. It was fascinating.

I also have a passion for sports cars (actually anything with a motor in it) which was developed when I worked during my school holidays with a motor mechanic to pay for my school books.

I joined the PMG when I left school in 1972 and have been with them ever since. The majority of the time I worked with test equipment, testing, locating and fixing faults in copper, coaxial and optical fiber cables throughout Victoria. This required an extensive knowledge of transmission line theory. I also worked closely with Telstra's Doncaster Training school when they were teaching field servicemen how to use test instruments.

I joined the Fiat Car Club around 1980 and was very active in Club

*(Continued on page 5)*

## ATTENTION MEMBERS

This is just a reminder to all members using the club rooms that you should ensure that the shack is locked and secure when you leave it for the night. Please make sure that both doors are closed and that the gate is shut.





## G&C Communications

**SPECIALIZING IN TWO-WAY RADIO, CAR AUDIO & ALARM SYSTEMS**

AUTHORISED DEALER FOR:

Barrett R.F.D.S – Kenwood – Icom - Gme Electrophone – Uniden -Yaesu



**HF & UHF Amateur, CB & Marine Radios  
Receivers, Scanners, GPS & Accessories**




**Sales – Installation – Repairs  
Commercial Two-Way Radio Systems  
Visa, Bankcard and Mastercard**



**Shop 2 207 High St Cranbourne  
Shop: 5996-3298 or Mobile: 0417 387 515**



# You Just Got ZAP-ed



Hi everybody it's me, your new editor. This is my first Mag so I hope this all goes well, and if it doesn't go well...err... I'll just blame somebody else who happens to be convenient at the time. I thought about starting this intro with a good old fashioned "Andrew's editorial reign of terror has ended" kind of thing, but I couldn't pull it off right, so you're stuck with this instead. Despite my failed attempts to get a witty one-liner poking fun at Andrew into my introduction article, I'd like to take a moment to thank Andrew for his top notch work for the past two years, it was a great effort, and I'm sure we all thank him for it. I'd also like to congratulate everybody who put themselves forward for committee positions in our club, I'm sure you'll all do a cracker job. Well, we have a full year ahead of us, so I'd best get back to editing

*(Continued on page 7)*

*(Continued from page 3)*

activities. Joining a Club is a great avenue for personal development. Putting your hand up to organize events and challenging your self to get things done is very rewarding. It is rewarding in two ways. Firstly you get personal satisfaction when you have successfully completed your task and secondly everyone that attends the event has a great time. The rest of the committee backs you up so the prospect of stuffing up is nearly unheard of.


GGREC is no different to other Clubs. New members are encouraged to put their hands up for committee positions, to develop and utilize their skills in running the Club and organizing its activities. These skills are highly desirable, as they build self confidence and empower you to get things done in all aspects of your life. Want to know more? See me at the next General Meeting.

Bruno Tonizzo  
VK3BFT

A Terrible Analogy :  
"Her vocabulary was as bad as, like, whatever."

## Moorabbin and District Radio Club.

PO Box 58 Highett 3190



### VK3APC

## HAMFEST 2007

### Saturday 12th May 2007

**Location - BRENTWOOD SECONDARY COLLEGE**

Watsons Road, Glen Waverley. Melways Reference 71 D7

(Enter via Heath Street.)

**ENTRY ONLY \$6.00 (Doors Open 10am – entry tickets on sale prior)**

( INCLUDES **FREE** DRAW IN THE MAJOR DOOR PRIZE..... )

(See Page 19 for table booking info)



## AN INVITATION TO STALL- HOLDERS



On the 21st of July 2007, the **Gippsland Gate Radio & Electronics Club** shall be conducting their annual HAMFEST SALE for the sale of new and used electronics and radio equipment. As per last year, the venue will be at the **Cranbourne Community Hall** on the corner of Clarendon and High streets, Cranbourne. High Street is part of the Sth Gippsland Highway. Melway 133 K4.

Some 40 tables will be available for stall holders, but demand will be very high. Please book early to avoid disappointment.

### Note the following details regarding bookings:

- Table hire will be \$20 per table. Table hire provides access for TWO persons to operate the stall. This will also include *two* tickets to the door prize and free tea/coffee throughout the day.
- The \$20 fee must be paid in full to the Club *before* the event in order to reserve a table. Cancellations made more than 14 days prior to the event will be given a full refund by cheque.
- To make a booking contact **Dianne Jackson** on (03) 5625 2545. Or email details to [hamfest@ggrec.org.au](mailto:hamfest@ggrec.org.au) Payment may be made by sending a cheque or money order (payable to 'GGREC') to Post Office Box 1098 Cranbourne 3977 or by direct payment to: **BSB 063607 ACC 1015 7247** with remittance advice to Dianne upon transfer.
- When making a table booking, Stall Holders will be asked to provide a **Name, Postal address** and **Contact phone number**.
- Upon receipt of the \$20 fee and contact details, a **Booking Number** will be posted with a receipt of payment. **IMPORTANT! No booking is confirmed until this number has been received by the Stall Holder.**
- Access to the Hall shall be from 8:30am for Stall Holders (not later than 9:30 am unless by arrangement).

### **The doors will open for buyers at 10 am with a \$6.00 entry fee.**

Last year, the sale was a great success with many hundreds of people through the door in our large Cranbourne venue, making it a premier event for radio markets in this state. Proceeds from the sale will contribute to the upgrading of facilities at our new GGREC Club Radio Shack and to help promote Amateur Radio in the region.

## 30<sup>th</sup> ANNIVERSARY DINNER 23<sup>rd</sup> of JUNE



### Last chance to book.

The planning for our 30<sup>th</sup> Anniversary dinner is well under way. The evening is going to be a lot of fun, with games, competitions and prizes, as well as a delicious meal.

**THE MAY GENERAL MEETING  
IS YOUR LAST CHANCE TO MAKE YOUR  
BOOKING FOR THE DINNER.**

The catering will have to be finalised before the June meeting, so you **must get your deposit to the treasurer, Andrew VK3HFA as soon as possible**, or you may be disappointed. You can call Andrew on 5942 5396. If you can't get to the May meeting, but would still like to come to the dinner, you could send your ten dollar per head cheque to the Club PO BOX 1098 Cranbourne.

**All bookings must be received before May 31<sup>st</sup>.**

**REMEMBER, IF YOU DON'T BOOK,  
YOU WON'T GET ANY FOOD!**

*(Continued from page 4)*

this mag in the vague hope that there won't be an angry mob at the next meeting waiting for me.

Ross Jackson  
ZAP-ed

## Happy Birthday to you.....

The birthdays for May are:

Andrew Brown VK3HJK

Bruno Tonizzo VK3BFT

Pat Pavey VK3OZ

Malcolm Green VK3FAMG

Not on the list? Then contact the treasurer and it will all be sorted out.  
Happy Birthday to you all.



## And The Winner Is...

There was a young lady from Drouin  
Whose aspirations were all in a ruin  
The comp she has said  
Needs to be put to bed  
Or the editor may be a rue'in!




The winner, for her sheer determination and memory like an elephant, of the long FORGOTTEN limerick competition is Dianne Jackson VK3JDI. With apologies to all the other excellent submitters. The prize of a first class, one way ticket from Pelham to Alabaster (Alabama USA) will be in the mail in the fullness of time. Unfortunately the budget for the air fare fell about \$6000 short of the \$6000 required, so the winner will have to make their own way to Alabama to take the trip!! No accommodation, meals or transfers are included in the prize. The prize is valued at \$US5 and depends on the availability of the blind man that pulls the rickshaw, he has a habit of running into the sides of buses and so is only available when he is not in hospital.

Andrew - VK3HFA

## FOUNDATION NIGHT

It's a problem facing many new amateurs in these modern times, people study hard for their radio license, learning about all sorts of useful things like impedance, superheterodyne receivers, bridge rectifiers and such-like, but they never actually learn how to use a radio, wouldn't have a clue on how to send a QSL card, and have had their final words as "what happens if I turn this knob?". Instead of having your ashen remains being swept



away by the ham that knew better, why not turn up to the Foundation Night. Whilst there you can rack up some contacts, send some QSL cards, avoid death by electrocution,

and have fun at the same time. If you've got your Foundation License, then all you have to do is rock up at the club rooms on the 31<sup>st</sup> of August and let the experienced radio operators guide you on your way to becoming less electrocuted. Contact Mike Ide for more details.




## MOUNT CANNIBAL RESERVE

On Sunday the 27th of May the GGREC will have a barbecue at the Mount Cannibal Reserve. This is a small park with toilets etc. Located at Bunyip North, it has a short loop walk (about 2km) with some magnificent views from rocky outcrops. The Club barbecue will also be there. Bring folding table, chair, etc, or sit on a rock. Its all good. If you have a 2M handheld, take it along too.

Bring drinks & meat for the BBQ, or you are allowed to eat one of your children here.

### HOW TO FIND THIS PLACE

This is really easy. From Pakenham on the Princes Highway, you head East for about 8-10 kilometres. There you will see Gumbya Park on your left. Exactly One Kilometre further East of Gumbya Park, on the Princes Hwy, there is a turn-off to the left that points to Mount Cannibal. Drive along here for just 2km and you are there!



### Club Membership Renewal Notice

Invoices for Membership Renewal for the 2007 – 2008 financial year have been either mailed or given to all Members. Please return your payment to the Treasurer or the Cub P.O. Box by next month or you won't get another magazine. Even if you have missed your renewal invoice, please ensure your payment is made. It's up to you to make sure you pay your dues.

## THE CLUB WANTS YOU!!!



As you're probably aware, there is a lot of radio equipment on a table in the club shack, some of which we want to keep, and some we wish to sell. We need you to have a look at this equipment and advise the committee as to what to keep and what should be sold. You have to be quick as it all needs to be voted on by the May meeting, so get on down there and have a gander.

## Working-Bee

On the 19<sup>th</sup> of May there will be a working-bee at the club shack where many things need to be done. The second air-conditioner needs to be installed, as well as a tower winch and the 70cm antenna. Make sure you are there to help, the more the merrier. There'll probably be a BBQ as well.

### ***WHAT DOES ALL THIS AVR SPEAK REALLY MEAN?***

Geoff Williams - VK3ZGW

Often we speak in terms and jargon which, whilst they are important to the program's text that these utterings are mentioned, have the unwanted side effect of confusing many as to their meaning. So let's see if we can demystify some of the aspects of programming in 'AVR speak'.

For the purpose of this exercise, open Ian's SM178v1. ....how's best to do this, well, try this.

1. If you have stored all your AVR projects in a folder labelled for example 'AVR Projects' or something similar, open that folder either from your desktop or Windows Explorer or My Computer. It is not necessary to open AVR Studio first in this instance.
2. Open the folder that has the SM178v1 files in it and double click the 'aps' file. This is the one with the ladybird. We will be referring to various line numbers in this description.
3. By opening your project in this way, AVR Studio starts with all the necessary files in their right places to allow us to run and modify SM178v1.

*(Continued on page 11)*

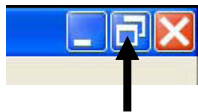
(Continued from page 10)

Let us first look at the way we name things and how we work with them. In other words, what is a TEMP? What do we do with a variable? What do labels do? In order to explain the handling of these terms, we shall use the analogy of a post office. Bear with me I'm serious now!



If we didn't arrange things in some order, and put in place procedures to carry out the tasks we wanted, chaos would inevitably reign. So we have to put things in certain 'slots' and name things by using particular naming rules that the chip understands. So, picture a post office. In this post office we have a large number of private post office boxes. The boxes each have the ability to hold some information (data) that we choose to put in them from time to time throughout our working shift (our program, in this case, Ian's SM178v1).

You can relate all the post boxes to what we know as SRAM in our AVR. This may not meet the purists view of things but for the purpose of our analogy its ok for now. You will note that there is a need to individually identify each box so we know where to find it amongst the many thousands of boxes. So the post office declares a number for each box. We can declare our variables with names such as BEEPFLAG as was in Ian's program. Go now to line 259 of the SM178v1 project. (You might find it easier to ½ screen both this document and the AVR Studio window so that you are able to view both together.)



These are variables which are given a name so we know where to go in the SRAM to find them. CNT\_10MS: to BEEPFLAG: are our post office box numbers. We could call them 102, 103, 104, and so on as in the picture of the postal boxes, but that doesn't really give us an idea what the variable is all about, so we use descriptive names. We also here, tell the program how big our variable is, in this case it is 1 byte.

```
CNT_10MS:  .byte 1
CNT_100MS: .byte 1
CNT_1SEC:  .byte 1
CNT_30SEC: .byte 1
CNT_1MIN:  .byte 1
CNT_10MIN: .byte 1
BEEPFLAG:  .byte 1
```

These are names in SM178v1 that Ian has chosen. You may wish to use other names, this is all up to you. Now we do not need to know physically where these 'boxes' are located in relation to each other. This is all taken care of by the little man that sits inside the AVR chip pushing all the buttons for us. But you will see that the naming occurs in a particular section of the programming, under the ".dseg" title.

(Continued on page 12)

(Continued from page 11)

```

;*****
; RESERVE MEMORY FOR SYSTEM VARIABLES
;*****
.dseg                                ; move work area to SRAM
.org 0x120                            ; assign start of memory location for variables

CNT_10MS: .byte 1                    ; counter for 10 ms intervals
CNT_100MS: .byte 1                  ; counter for 100 ms intervals
CNT_1SEC: .byte 1                   ; counter for 1 second intervals
CNT_30SEC: .byte 1                  ; counter for 30 second intervals
CNT_1MIN: .byte 1                   ; counter for 1 minute intervals
CNT_10MIN: .byte 1                  ; counter for 10 minute intervals

BEEPFLAG: .byte 1                   ; counter for piezo beeper events

```

Ok, we have named the 'boxes' so what can we do with these variables. Well, the Postal Department has a memo out saying that we will suffer a nasty telling off and more if we start muck'n about with the contents (data) of these memory locations *whilst they are still tucked up in bed in their little 'boxes'*.

The way around this piece of management highbrow thinking is to build ourselves a 'workbench' so that we can then go to a box when asked to, remove what's in it, put it on the work bench and then muck

with it. We will give this 'workbench' a name, in the case of Ian's SM178 programs, he has called one TEMP which is short for TEMPORARY. You can call this whatever you like but, you must name it in the appropriate area as we did for the variables. Go to line 22 in the program code where you will see the 'declaration' of these 'workbenches' namely TEMP and TEMP2.

There are a number of these special Registers like TEMP that we can use to manipulate the data stored in memory positions that we have named as our various variables. These are 'declared' in the same fashion as we have already seen for our other variables but, in a different location at the top of the program.

These names are of our choosing but as for the variables, choosing descriptive names helps to recognise the type of work we are doing with each particular Register. These 'workbenches' are assigned a Register number by us

(Continued on page 13)

#### ALL EMPLOYEES PLEASE NOTE

Any Employee found altering the contents of any Post Office box  
**WHILST THAT CONTENTS IS  
 STILL IN THE BOX**  
 will face instant dismissal, so  
 don't....or else....comprendae

(Continued from page 12)

```

;*****
;INCLUDE STANDARD REGISTER DEFINITIONS
;*****
.nolist
include      "pwn2def.inc"
.list

;*****
;SPECIAL REGISTER DECLARATIONS
;*****
.def      TEMP      =r16      ; general purpose buffer location
.def      TEMP2     =r17      ; alt gen purpose buffer location
.def      PtBimage  =r18      ; shadow of Port B option register
.def      PtDimage  =r19      ; shadow of Port D option register
.def      PtEimage  =r20      ; shadow of Port E option register

;*****
;INCLUDE MACRO DEFINITIONS
;*****
.nolist
include     "SM17@mac.inc"

```

Register 16

in the permissible range of r0 to r31. There are some included Registers in that range such as the X,Y and Z that we won't deal with here just yet.

Well, what does all this get us you might ask?

Good question – let's see if we can get an equally good answer. Knowing that we are only allowed to work on the contents of a 'box' whilst it is laid out in front of us on the 'workbench', means that we have to be able to place it on the bench when we want to. But before we start to do any work with these variables both our TEMP type ones and our BEEPFLAG type ones, best we begin from a clean base. By that I mean let's not have anything sitting in those 'boxes' or on the 'workbench' that might cause us some problem by contaminating whatever we want to do. To ensure that all locations start from a clear space we do just that, clear their space by the code you see

```

;*****
;ASSIGN DEFAULT VALUES FOR SYSTEM VARIABLES
;*****

clr      TEMP      ; assign 0b00000000 to TEMP
clr      TEMP2     ; assign 0b00000000 to TEMP2

sts      CNT_10MS,TEMP      ; store the '0' from TEMP into these variables etc...
sts      CNT_100MS,TEMP
sts      CNT_1SEC,TEMP
sts      CNT_30SEC,TEMP
sts      CNT_1MIN,TEMP
sts      CNT_10MIN,TEMP
sts      BEEPFLAG,TEMP

```

described on line 278. By using the [instruction](#) with the name of `clr` and then identifying the Register we wish this [instruction](#) to influence, we set TEMP to zero. Remembering that we can only change things in the 'boxes' by working on them when they are on our 'workbench' called TEMP (or our second 'workbench' called TEMP2), we can do that by the [sts](#) (store direct to data space) [instruction](#). This will only work for us if we have already placed into TEMP, the value we want stored into our variable called BEEPFLAG. Remember also, that the design of this chip is that it reads right to left with these types of [instructions](#). That is, the instruction of `sts BEEPFLAG,TEMP` takes

(Continued on page 14)

(Continued from page 13)

whatever is in TEMP and places it into BEEPFLAG 'box'.

That little man inside the chip will not allow us to

`sts BEEPFLAG,0`

as we must go through one of our special Registers like TEMP or TEMP2.



Let's now look at what are called LABELS. Labels are used to indicate sections of our code that we may wish to go to under certain circumstances. By choosing labels that describe what the section of code is designed to do, helps with understanding the program layout when we read it later or someone else reads it. We often use a jump instruction such as `rjmp` to cause our program to 'jump' to the label that follows the `rjmp`. Go to line 357 of the SM178v1 program. In this case we are checking the input port D's pin 5 to see if it is 'set'. Have a look at line 119 where you'll see that this port pin is wired to Row 1 of the key pad. So if we do not

```

;---<SEE IF ANY 'ROW 1' BUTTON (1,2,3) HAS BEEN PRESSED>---
|   sbis   PinD,5           ; skip next line if BIT 5 of port PD5 is HI
|   rjmp   ROW_1_ON
|   LED1_OFF           ; deactivate status led
|   rjmp   ROW_1_DONE
ROW_1_ON:
|   LED1_ON           ; activate status led
ROW_1_DONE:

;---<SEE IF ANY 'ROW 2' BUTTON (4,5,6) HAS BEEN PRESSED>---

```

press any of the Row 1 keys we will get a high. Thus, if PinD,5 is high, skip if bit is set will cause the program to ignore the next line which is our `rjmp` instruction and perform the next line which is the macro called LED\_OFF. After the program returns from the macro, it then must jump, because of the `rjmp` in line 360, to a label called ROW\_1\_DONE. Once again, these are labels named by the programmer, in this case lan, which describes the function to be performed. Seeing the `rjmp` ROW\_1\_DONE instruction the program immediately bypasses the next two lines of code to reach the label matching that which was attached to the `rjmp`. These labels can be used also to name sub-routines which can be called in a similar fashion by simply referring to the label you wish the program to go to in order to perform the desired task.

## Famous Last Words

“It'll be a short ocean voyage.

One week's worth of food and water will be enough.”



## Bruno Digs Deep

A couple of Saturdays ago Bruno VK3BFT, our Club President finally got to plant his tower. The job was not without a few snags and several bits of steak as well, but the team was able to plunge the 2.7 metre hole in the ground with the ease of plunging a dull knife through a fence post. On the team was Bruno (he had to be there to let us in), the Human Auger Ivan VK3ARV, The retiring President Albert VK3BQO, The unstoppable tower guru, Doug VK3KMN, our resident, but slightly dangerous safety officer, Andrew VK3HFA and myself, the seeker of comfy chairs in shady places, Ian VK3BUF.

With a variety of earth removing strategies and integral dizzy spells, the hole achieved its full depth around midday.

The adjacent picture shows Bruno and Ivan working the auger. (If I used Paintshop Pro to delete the auger, it would make a terrific picture of a fist fight!)

Also you can see Doug here adding more cornflower to the mix.



A temporary gantry was erected and the support pole was systematically lowered into the ground. (insert visual imagery here of trains plunging into tunnels and 240V power plugs entering mains sockets)

Bruno had pre-purchased a sufficient amount of quick-setting concrete for the task. I mean 'sufficient' in the same way that the Indonesian tsunami was 'sufficient' for an afternoon's paddle in the ocean. With water and a variety poking sticks, the pole quickly be-

*(Continued on page 16)*

*(Continued from page 15)*

came a permanent fixture. Without further delay the tower was hoisted to the pole and we all stood back in awe.

It is a bit hard to expand on this really as it all went very smoothly. While this is the theoretical outcome we all strive for, it is a little dull for an editorial. Nothing fell on anything else, no blood relentlessly gushed, no Heimlich Maneuvers were performed to dislodge steak. Nothing. So we simply collected our tools and returned home to convalesce in front of the telly. Needless to say, we are all expecting big signals from Bruno in the near future.

Ian Jackson - VK3BUF



## Gnarly Goats Regret Eating Cheese?

Now I know what you're thinking, and despite the overwhelming observable evidence, the answer is no, I have not gone completely insane. As the editor of the magazine\*, I occasionally have to think about a few things that should go in it, and it was during such a rare occasion that I had The Idea. It's the kind of idea that deserves the capital letters, the kind of idea that will put my name in history books as one of the greatest magazine editors of all time. It's that good, I very nearly printed it in italics; however, it was at that moment that I came down from the misty heights of my ego, and had to leave it simply as "The Idea".

At this point in time it would be best if you flick back to the front cover of this month's magazine and have a really good look at it. If you do that, you will see the lovely phrase "Gnarly Goats Regret Eating Cheese" just below the extremely large GGREC logo. "Why is it there?" I hear you ask. It's because if you take the initials from each

*(Continued on page 17)*



*(Continued from page 16)*

word in the phrase “Gnarly Goats Regret Eating Cheese”, it will spell GGREC. I just thought that it would be a bit of fun if every month I come up with a crazy little phrase and put it on the cover of the magazine. Yep, that’s it, I told you it was a great idea! And don’t believe for a minute my repertoire ends with Gnarly Goats. I’ve got a heap of them, and here are a couple of examples:

Green Gnomes Ride Exploding Cows  
Gambling Grannies Risk Extra Cash  
Gritty Graves Rust Empty Coffins

And I have a whole lot more where those came from. Despite my treasure-trove of crazy acronyms, I could always do with some more, so if you think that you’ve got a particularly good one, don’t hesitate to email me at [editor@ggrec.org.au](mailto:editor@ggrec.org.au) and I’ll see what I can do about putting some in. Well, if I’m going to spend the next half hour figuring out witty acronyms, I’d best start now.

\* To be honest, this probably isn’t the best thing I could have said to prove my sanity, but then again, there are very few things somebody can actually say after phrase “I have not gone completely insane” and not prove themselves instantly wrong.

Ross Jackson  
ZAP-ed

## **Another Terrible Analogy**

John and Mary had never met. They were like two hummingbirds who had also never met.

**Come one, come all to the next**

# **PUB NIGHT**

Where: Cardinia Park Hotel, Emerald Rd – Beaconsfield  
*(Same place as the 25th Anniversary Dinner)*

When: 28th July, 6:00pm

## Meeting Minutes

### General Meeting Minutes

**Date:** 20<sup>th</sup> April 2007

**Start time:** 08:20 PM.

**Location:** Guide Hall Cranbourne.

**Chairperson:** Albert Hubbard VK3BQO

**Minute Taker:** Bruno Tonizzo VK3BFT

**Present:** As per attendance sheet.

**Visitors and Guests:** Brian Smith

**Apologies:** Ian VK3KSZ & Val Benson, Paul VK3TGX & Marianna Stubbs, Helmut VK3DHI & Dorothy Inhoven, Geoff Williams VK3ZGW, Bobbie Bishop, Peter Vat VK3KCW, Barry Astbury VK3NJB.

### Correspondence Received:

EMDRC Monthly Magazine. AR Magazine, Casey Council – Opening of the Balla Balla Community Centre,

### Correspondence Sent:

Nil

### Treasurer's Report: As tabled

**Income:** \$1033.00 **Expenditure:** \$397.75 **Balance:** \$5159.79

**Read by:** Mike Ide, VK3KTO **Moved by:** Mike Ide VK3KTO **Seconded by:** Russ White VK3MWR **Carried:** Yes

**New Call signs** – Hal Jackson VK3FTEN, Val Benson VK3FVMB, Kerry-May Pavey VK3FDSD.

**Previous Minutes:** As printed in the April 2007 GATEWAY magazine.

**Read by:** **Moved by:** Ivan Blezard VK3ARV **Seconded by:** Naree Ide  
**Carried:** Yes

### Business Arising from Previous Minutes:

Fox Hunt – Postponed.

Foundation Training – Four out of four successful at last exam. New Licenses are getting on the air. We are now waiting for new applicants for the next course.

30<sup>th</sup> Anniversary Dinner - \$10.00 deposits will now be taken by Treasurer.

AVR Course – 20 members attending and having fun learning about AVR microprocessors.

*(Continued on page 19)*

*(Continued from page 18)*

**New Business:**

Surplus Equipment – Members please inspect the items that the committee has decided to sell. They are on display in the Clubrooms and will be sold at the may GM if the membership agrees to sell them.

PRM80 Transceivers – The 4 remaining units will be sold to members “as is”. Each unit has a fault and will be sold for \$10.00 each. Please make your payments to Mike Ide ASAP.

Club Room Security – Please ensure that all doors are locked before you leave the clubrooms.

If the rubbish bin has been filled with items likely to attract ants, please take the bag home and dispose of it.

Helicopter Ride – There may be an opportunity to go for a Helicopter ride! More info and cost as it comes to hand.

Working Bee – 19th of May at the GGREC Clubrooms. Come along and contribute to maintaining & improving the assets that we all share. The second air conditioner will be installed while we do some maintenance on the tower and antennas. Please set this date aside and attend. BBQ provided.

Picnic site – Ian Jackson proposed a trip to Cannibal Creek, 5 – 6 Km from Pakenham. – A beautiful site for a day trip and BBQ. Bring your radios as this is the highest point in the City of Casey. Sunday 27<sup>th</sup> May, Details in the May magazine.

Russ White moved that a vote of thanks be given to Andrew Clinkaberry for his great work as editor

Pat Pavey – Far East Broadcasting Co, a Christian radio station is looking for volunteers for short term work. See Pat when she returns from England.

Albert Hubbard – thanked all who helped him throughout the year

**Meeting Closed** at around 9:15 PM

Next Prac Night: Friday 4<sup>th</sup> May 2007.

Next General Meeting: Friday 18<sup>th</sup> May 2007

Next Committee Meeting: Monday 30<sup>th</sup> April 2007, at the Club Rooms starting at 8:00pm.

(Last Monday of each Month)

GGREC  
PO BOX 1098  
CRANBOURNE  
3977